



22/07/2019 22/07/2019 अनामिका वर विमान भवन X 116779
 बिहार BIHAR
 1280 रु. 6000 रु. बिहार - साराम, प.स. - रोहतास, बिहार,
 राजेश प्रसाद
 4/98 मुद्रांक 'क' सं. 1

- ① 0344ATD. A/c no-1207404 dt-29/10/15 - Rs 65000.00
 - ② 0344ATD. A/c no-1207381 dt-29/10/15 - Rs 45000.00
 - ③ 0344ATD. A/c no-1207425 dt-29/10/15 - Rs 60000.00
 - ④ 0344ATD. A/c no-4273920 dt-25/07/19 - Rs 10000.00
- Time of Agreement
- ① 0344ATD. A/c no-919040052869300 dt-06/07/19 Rs 110000.00
 Axis Bank, Patna
 - ② 0344ATD. A/c no-4220726979 dt-06/12/18 Rs 25000.00
 Birla Bank P.O.
 - ③ 0344ATD. A/c no-4220819701 dt-06/12/18 Rs 25000.00
 Birla Bank P.O.
- Total 22,62,000.00

Agreement No. - SBD-06/2019-20(W.B.)
FORM OF CONTRACT

THIS CONTRACT is made and entered into this 17th day of July 2019
BETWEEN

[Name of Owner], a corporation incorporated under the laws of [Country of Owner] and having its principal place of business at [Address of Owner]
 (hereafter the "Owner"):- Project Manager-cum-Executive Engineer, District Project Management Unit, Patna

- and -

[Name of Operator Company goes here] incorporated under the laws of [place of incorporation] with its principal place of business at [Address of the Operator]

(hereafter the "Operator") :- M/s ANIL SINGH, VILL. - MURHI, P.O. - DARIGAON, P.S. - SASARAM, DIST. - ROHTAS (BIHAR).

- and -

[Name of the Operator's Parent Company or any other entities the Owner may be required to be parties to the Contract]

20/7/2019

Executive Engineer-cum
 Project Manager, D.P.M.U., Patna
 17/07/2019

WHEREAS :

1. The Owner has the jurisdiction to enter into the Contract, as defined in Section I.I. below, pursuant to the Applicable Law,
2. The Owner has received all requisite approvals necessary and has conformed with all requisite laws in accordance with the Applicable Law to permit the Owner to enter into the Contract;
3. The Owner desires to engage the Operator to Part A: Design Build all system components of **ANDARI** Village Piped Water Supply Schemes in Patna District of Bihar; and Part B: Operation and Maintenance of the schemes for a period of 5 years after commissioning and successful completion of three months of trial run period under World Bank Scheme for the Patna District.
4. The Operator has represented to the Owner that it has the skills and ability to design, build, manage, operate, and maintain the rural pipe water supply scheme in an economical and effective manner with [reduced cost and increased profitability] and agrees to do so upon and subject to the terms and conditions of the Contract Documents;
5. The Operator responded to the Bidding Documents dated [] organized by the Government of [] and was selected as the recommended Operator to fulfil the Design-Build and Operation and Maintenance Services set out in Appendix 3A Design Build Services Appendix and Appendix 3B Operations and Maintenance Services Appendix;
6. The Operator has the corporate capacity and authority to enter into the Contract.

NOW THEREFORE, in consideration of the mutual covenants and Agreements hereinafter set forth, the Owner and the Operator agree as follows:

ARTICLE 1 – CONTRACT DOCUMENTS.

1.1 Contract Documents.

This Contract to Design, Build and Operate a Rural pipe water supply system between the Owner and the Operator (the "Contract") consists of the following documents (collectively, the "Contract Documents"), and each of the following shall be read and construed as an integral part of the Contract:

- (q) Form of Contract;
- (r) Special Conditions of Contract (Appendix 1 to the General Conditions of Contract).
- (s) General Conditions of Contract; and
- (t) Remaining appendices to the Contract i.e.

Appendix 2: Terms and Procedures of Payment Appendix

Appendix 3: Technical Specifications Appendix

Appendix 3A: Design-Build Services Appendix

Appendix 3B: Operations & Maintenance Services Appendix

[Handwritten signature]

[Handwritten signature]
Executive Engineer -Cum-
Project Manager, D.P.M.U., Patna
[Handwritten signature]
17/07/19
[Handwritten signature]
17/07/2019

Appendix 3C: Indicative Bill of Quantities Appendix
Appendix 4: Drawing Appendix
Appendix 5: Contract Price Adjustment Appendix–Deleted.
Appendix 6: Subsidiary Tripartite Agreement Appendix
Appendix 7: Operator's Price Schedules Appendix

1.2 Order of Precedence

- (1) In the event of any ambiguity or conflict between the Contract Documents listed in Section 1.1 of this Form of Contract, the order of precedence shall be the order in which the Contract Documents are listed in Section 1.1 of this Form of Contract.
- (2) Notwithstanding Section 1.2(1) of this Form of Contract and any other term or condition in the Contract Documents, if any statement or provision in Appendix 7 – Operator's Price Schedule of the General Conditions of Contract, is not consistent with or conflicts with any other term or condition in the remainder of the Contract Documents, the remainder of the Contract Documents shall govern.

1.6 Definitions

Capitalized words and phrases used herein shall have the same meanings as are ascribed to them in the General Conditions of Contract and Appendices to the General Conditions of Contract.

ARTICLE 2 - OPERATOR'S COMPENSATION AND TERMS OF PAYMENT

2.1 Operator's Compensation

The Owner hereby agrees to pay to the Operator the Contract Price, in consideration of the performance by the Operator of its obligations hereunder, and the Contract Price is: **Rs. 1,04,59,000.00 (Rupees One Crore Four Lac Fifty Nine Thousand) Only** Note that the Design-Build Price is **Rs. 86,61,000.00 (Rupees Eighty Six Lac Sixty One Thousand) Only** will be for a total amount while the Operations & maintenance Payments **Rs. 17,98,000.00 (Rupees Seventeen Lac Ninety Eight Thousand) Only** will be an amount for each quarter the Operator operates the New Facility], as specified in the Bidder's Price Schedules or such other sums as may be determined in accordance with the terms and conditions of the Contract.

2.2 Terms of Payment

The terms and procedures of payment by which the Owner will compensate the Operator are set out in the General Conditions of the Contract.

Arindam

[Signature]
Executive Engineer -Cum-
Project Manager, D.P.M.U., Patna
[Signature]
17/07/19
Gyan Patan
17/07/2019

GOVT. OF BIHAR

PUBLIC HEALTH ENGINEERING DEPARTMENT

P.H. DIVISION, PATNA EAST, PATNA

Agreement for the work:- Build, Operate & Maintain and Transfer of ANDARI Single Village/Habitation Rural Piped Water Supply Schemes, in Patna District of Bihar


| | |
|-------------------------|---|
| Name of Agency:- | M/s Anil Singh Villi- Murhi, Post - Darigaon, P.S - Sasaram, Dist - Rohtas (Bihar) |
| AGGEMENT NO. AND YEAR:- | SBD- 06 /2019-20 (W.B) |
| TIME OF COMPLETION:- | 15 (Fifteen) MONTHS |
| DATE OF WORK ORDER:- | 54 04 19/07/19 |
| AGREEMENT VALUE:- | Rs.1,04,59,000.00 |
| DESIGN BUILD PRICE:- | Rs.86,61,000.00 |
| O AND M COST:- | Rs.17,98,000.00 |

| Sl. No. | Description of work | No./ Qty. | Unit | Rate Approved by Departmental Tender Committee, P.H.E.D Bihar, Patna Dt - 26.06.2019 | AMOUNT | | |
|---------|--|-----------|------|--|--|-----------|-----|
| | | | | | Figures | Words | Rs. |
| 1.00 | ANDARI SINGLE-VILLAGE Piped Water Supply Scheme under Fatuha Block of Patna District | | | | | | |
| 1.01 | BUILD PHASE (SL. NO. - 1.01 TO SL. NO. - 1.12) Surveying and levelling using Total Station /DGPS and auto level instruments of the project area including transfer of relevant bench mark to establish the levels of strategic points at the selected position of the T/W well pumping station, OHSR, development of longitudinal section along the distribution network (refer to length of various pipes for assessment of extent of job), submission of surveying data sheet and drawing depicting the hydraulic flow across the project area all complete. Submission all design and drawing report in hard copy and soft copy in quadruplicate | 1.00 | Job | Rs.47,805.00 | Rupees Forty Seven Thousand Eight Hundred Five and Paise Zero Only | 47805.00 | |
| 1.02 | Design of a Tube-well on the basis of HGM maps/ hydro-geological investigations for a yield of 12 lps and its construction with 200 mm x 150 mm size 125 meters (minimum) depth with unplasticized PVC (UPVC) medium well casing (CM) pipe of required dia, conforming to IS: 12818 & unplasticized PVC (UPVC) medium well screen (RMS) pipes with ribs, conforming to IS: 12818 including pea gravel as per IS: 4097, after drilling with Rig machine and its development with minimum 250 psi capacity Air compressor / Over Pumping Unit including yield test and verticality test etc. all complete as per relevant standard specifications | 1.00 | Job | Rs.2,82,050.00 | Rupees Two Lakhs Eighty Two Thousand Fifty and Paise Zero Only | 282050.00 | |

(Signature)
 Executive Engineer (Cum-)
 Project Manager, D.P.M.U., Patna
 17/07/2019
 Gyan Pratap


Anil Kumar

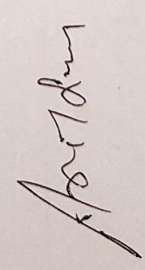
| | | | | | | |
|------|--|------|------|----------------|--|------------|
| 1.03 | Supply of all materials and labour and Construction of Pump House 3.0m X 3.0m X 4.1m (High) with 3.0m x 2.7m x 3.0m (High) Attendant Room attached with 2.1mx1.4m x 2.2m (high) Toilet & 1.5mx1.4mx2.2m (high) Chornator Room as per attached approved drawing & design all complete as per direction of E/I with arrangement of required T&P. (As per Drawing attached) | 1.00 | Job | Rs.5,65,055.00 | Rupees Five Lakhs Sixty Five Thousand Fifty Five and Paise Zero Only | 565055.00 |
| 1.04 | Supplying all materials including laying of distribution network as per the directions of Engineer in Charge including Earthwork in trenches to give 1.0M average cover over laid pipes, including crossing of ditches Road cutting and restoration and backfilling the trenches after layg of line, providing and pipes for rising main of DI K-7 conforming to IS 8329/2000 with latest amendments in standard lengths and Providing and laying of High Density Polyethylene pipe (HDPE) pipe PE -100/PN 8 & 10) of 20 mm to 225 mm OD and suitable for water supply which is available in all standard. like ISI-4984/1995 with latest ammendment and various grades like, PE-100 including required specials including supplying all joining materials etc including all taxes, duties etc-and incidental charges providing necessary thrust block where as required, fixing of sluice valves, earth work in back filling the trenches after laying of different types and sizes of pipe, fittings and valves with earth removed during excavation within initial lead and lift etc. including providing night guard, barrier and red light to safe guard against accident, testing of laid pipes etc. all complete job as per specification and direction of E/I. | | | | | |
| | Rising | | | | | |
| a | 100 mm dia D.I. K-7 Double Flanged (screwed/welded) Centrifugally (Spun) Cast Iron, Class B (IS : 1536) with D.I. Specials of Class K-12 suitable for push on joints as per IS:9523 | 50 | M | Rs.4,112.00 | Rupees Four Thousand One Hundred Twelve and Paise Zero Only | 205600.00 |
| b | C.I. sluice valves 100mm dia with chamber of size (1.20M x 1.20M x 1.00M deep) | 1 | Nos. | Rs.23,902.00 | Rupees Twenty Three Thousand Nine Hundred Two and Paise Zero Only | 23902.00 |
| | Distribution Network | | | | | |
| a | 63 mm dia HDPE pipe of materials grade PE100- PN8 (dia in mm) as per ISI-4984/1995 with amendments. | 0 | M | | Rupees Zero and Paise Zero Only | 0.00 |
| b | 75 mm dia HDPE pipe of materials grade PE100- PN8 (dia in mm) as per ISI-4984/1995 with amendments. | 3789 | M | Rs.621.00 | Rupees Six Hundred Twenty One and Paise Zero Only | 2352969.00 |


Executive Engineer -Curn-
 Project Manager, P.M.U., Patna
 17/07/2019

Asit Kumar

| | | | | | | |
|---|--|-----|------|--------------|---|-----------|
| c | 90 mm dia HDPE pipe of materials grade PE100- PN10 (dia in mm) as per ISI-4984/1995 with amendments. | 632 | M | Rs.752.00 | Rupees Seven Hundred Fifty Two and Paise Zero Only | 475264.00 |
| d | 110 mm dia HDPE pipe of materials grade PE100- PN10 (dia in mm) as per ISI-4984/1995 with amendments. | 15 | M | Rs.16.00 | Rupees Sixteen and Paise Zero Only | 240.00 |
| e | 125 mm dia HDPE pipe of materials grade PE100- PN10 (dia in mm) as per ISI-4984/1995 with amendments. | 20 | M | Rs.17.00 | Rupees Seventeen and Paise Zero Only | 340.00 |
| f | 140 mm dia HDPE pipe of materials grade PE100- PN10 (dia in mm) as per ISI-4984/1995 with amendments. | 0 | M | | Rupees Zero and Paise Zero Only | 0.00 |
| g | 160 mm dia HDPE pipe of materials grade PE100- PN10 (dia in mm) as per ISI-4984/1995 with amendments. | 146 | M | Rs.18.00 | Rupees Eighteen and Paise Zero Only | 2628.00 |
| h | 180 mm dia HDPE pipe of materials grade PE100- PN10 (dia in mm) as per ISI-4984/1995 with amendments. | 0 | M | | | 0.00 |
| i | 200 mm dia HDPE pipe of materials grade PE100- PN10 (dia in mm) as per ISI-4984/1995 with amendments. | 0 | M | | | 0.00 |
| j | 225 mm dia HDPE pipe of materials grade PE100- PN10 (dia in mm) as per ISI-4984/1995 with amendments. | 0 | M | | | 0.00 |
| k | Gun metal gate valve with C.I. wheel of approved quality (screwed end) :80mm with chamber of size (1.20M x 1.2M x 1.0M deep) | 10 | Nos. | Rs.27,727.00 | Rupees Twenty Seven Thousand Seven Hundred Twenty Seven and Paise Zero Only | 277270.00 |
| l | C.I. sluice valves 100mm dia with chamber of size (1.20M x 1.2M x 1.0M deep) | 4 | Nos. | Rs.23,903.00 | Rupees Twenty Three Thousand Nine Hundred Three and Paise Zero Only | 95612.00 |


 Executive Engineer -Dum-
 Project Manager, D.P.M.U., Patna
 Gyan Babbar
 17/07/2019



| | | | | | | |
|---|---|---|------|--------------|---|----------|
| m | C.I. sluice valves 150mm dia with chamber of size (1.20M x 1.2M x 1.0M deep) | 2 | Nos | Rs.28,683.00 | Rupees Twenty Eight Thousand Six Hundred Eighty Three and Paise Zero Only | 57366.00 |
| m | C.I. sluice valves 200mm dia with chamber of size (1.20M x 1.2M x 1.0M deep) | 0 | Nos. | | | 0.00 |
| n | C.I. double acting air valve 80mm dia with chamber of size (1.20M x 1.2M x 1.0M deep) | 1 | Nos. | Rs.23,903.00 | Rupees Twenty Three Thousand Nine Hundred Three and Paise Zero Only | 23903.00 |
| o | Providing and fixing vertical fire hydrant with 65mm outlet complete with bolts,nuts & rubber insertion with chamber of size (1.20M x 1.2M x 1.0M deep) | 2 | Nos | Rs.33,464.00 | Rupees Thirty Three Thousand Four Hundred Sixty Four and Paise Zero Only | 66928.00 |
| p | Manufacture, Supply and commission Electromagnetic Flow Meter (EMF) for Raw/Pure water with accuracy 0.5% of measured value & protection as per given specifications for size 100 mm - 1000 mm including sensor, transmitter surge arrester, cable GI duct if suitable size for 25 mtrs. sensor, transmitter surge arrester, 25 Mtrs/each flow meter, including the pipe cutting, leveling and installation of flow meter in the pipelines with necessary tool tackles, cranes etc. as may be required at site & based on technical specifications (Annexure-A) attached. A Mandatory Accessories: 1) The sensor should be as per IP-68 protection & with flanges of up to PN 10 rating from CS-1 No. 2) The sensor coil housing shall be IP-68 This protected against external magnetic field. 3) The transmitter shall have one current 4 m A-20 mA output. 4) the current output shall be galvanically / optically isolated. It shall be fitted with switched mode power supply capability 85-260 V & 45-65 Hz to cope with power transients without damage. 5) Single & power cable shall be of 50 Mtrs length/each 6) Conduit pipe (PVC Plumbing schedule 4) 25 mm diameter with suitable rating of cable with digging, laying & concealed the duct. - 25 mtrs/each. 7) UPS working on 230 V AC, 50 Hz power supply suitable for 12 hrs continuous operation - 1 No. 8) Date storage capacity with built in or separate for date time, actual flow rate, totaliser & error messages if any with storage capacity of 120 days at 1 hour interval data logging - 1 No. 9) 21", 80 column Dot matrix printer of EPSON, WIPRO or Hewlett Packard make with printer interface unit for printing of stored data as per 8) - 1 no. 11) Suitable over voltage protection unit for protection of instrument from higher voltage (upto 275 V- 300 V) | 1 | No. | Rs.33,464.00 | Rupees Thirty Three Thousand Four Hundred Sixty Four and Paise Zero Only | 33464.00 |

Signature

Signature
 Executive Engineer - CVM
 Project Manager, D.P.M.U., Patna
 17/07/2019


| | | | | | | |
|------|---|-----|------|--------------|---|-----------|
| q | Supply and delivery of "Resilient Seated Soft Sealing" Gate valves (Sluice valves) with Body and Bonnet of Ductile iron GGG-40/SG-400/15 or GGG-50-SG-500/7 OR equivalent as per IS 1865, IS 3896-2 and wedge fully Rubber lined with food grade quality grade W270 grade EPDM. Replacable spindle nut without gland packing with 3-O ring protection system on the shaft and sealS of NBR. The valves should be Vacuum tight and 100 % leak proof with face to face dimensions as BS :5163 Type A/IS:14846 all the valves should be fusion bonded Electrostatic powder coating both inside and outside (Min 250 Micrones)-RAL 5005 with pocket less straight through body passage confirming to design standard of DIN-3202F4/BS :5163 Type A flange drilling as per IS 1538 excluding all taxes, duties and transportation. | 1 | No. | Rs.33,464.00 | Rupees Thirty Three Thousand Four Hundred Sixty Four and Paise Zero Only | 33464.00 |
| 1.05 | Sluice Valve PN-1.0 (without by pass arrangement) 150mm dia with chamber of size (1.20M x 1.2M x 1.0M deep) | 100 | M | Rs.4,493.00 | Rupees Four Thousand Four Hundred Ninety Three and Paise Zero Only | 449300.00 |
| 1.06 | Supply all materials, labour, T&P and Construction of 1.5 meter high Boundary wall all complete as per approved design, drawing (attached and/or Number be mentioned) as per direction of E/I. (As per approved drawing & design) | 1 | No. | Rs.28,683.00 | Rupees Twenty Eight Thousand Six Hundred Eighty Three and Paise Zero Only | 28683.00 |
| 1.07 | Providing and erection of MS Grill gate 4 meter wide and 1.5 m height with suitable haskel with locking arrangement and fixing with making of 375 mm x 375 mm R.C.C stiffener in compound wall etc. all complete job as per direction of E/I. (As per approved drawing & design) | 40 | M | Rs.9,562.00 | Rupees Nine Thousand Five Hundred Sixty Two and Paise Zero Only | 382480.00 |
| 1.08 | Supply all materials and labour for of House Connections with average 6 m MDPE pipe with 1M CPVC Pipe, 15 mm ferrule as per IS:2692, specials, clamps and fittings and 15mm dia Brass Bib Cock as per attached drawing . all complete job as per direction of E/I. | 476 | Nos. | Rs.1,436.00 | Rupees One Thousand Four Hundred Thirty Six and Paise Zero Only | 683556.00 |

Abulm

AAU
Executive Engineer -Cum-
Project Manager, D.P.M.U., Patna
17/07/2019

| | | | |
|-------|--|--|--|
| 1.09 | <p>Designing (aesthetically), and constructing RCC elevated service reservoirs of 80 kl capacity with 18 M. RCC staging consisting of columns, internal and external bracings spaced vertically not more than 4.5 metres centre to centre for ESR having capacity upto 500 cum and not more than 6 m c/c for ESRs having capacity above 500 Cum including excavation in all types of strata, foundation concrete, cement plaster with water proofing compound to the inside face of the container including refilling disposing off the surplus stuff within a lead of 50 metres, all labour and material charges including lowering, laying, erecting, hoisting and jointing of pipe assembly of inlet, outlet, washout, overflow and bypass arrangements as per departmental design, providing and fixing accessories such as RCC Staircase, C.I. manhole frame and covers, water level indicators, lightening conductor, G.I. pipe railing around walk way and top slab, providing spiral stair case from ground level to roof level, M.S. grill gate of 2 M height with locking arrangement of approved design, B.B. masonry chambers for all valves, ventilating shafts, providing and applying three coats of cement paint to the structure including roof slab, epoxy painting to internal surface and anti-termite treatment for underground parts of the structure and giving satisfactory water tightness test as per I.S. code. The job to include painting the name of the scheme and other details on the reservoir as per the directions of Engineer-in-Charge</p> | | |
| 1.10 | Notes | | |
| (b) | 1. The design of the structure be in accordance with relevant I.S. specification (I.S. 3370 - 1965 or revised.) | | |
| (c) | 2. The design shall satisfy the stipulations as per I.S. 1893 - 1984 and I.S. 13920/1993 for seismic force and I.S. - 11682 / 1985 for R.C.C. staging of overhead tanks. | | |
| (d) | 3. For design having more than 6 columns, provision of internal bracing is obligatory. External bracings is also obligatory. | | |
| (e) | 4. The water retaining structure shall be in M-30 mix only. | | |
| (f) | 5. Plain round mild steel bars grade-I conforming to I.S. 432 part-I or high yield strength deformed bars conforming to I.S. 1786 or I.S. 1139 shall be used, grade-II mild steel bars will not be allowed. | | |
| (g) | 6. Irrespective of the type of foundation proposed in the design, one set of bracing be provided at the ground level. | | |
| (i) | 7. These rates include providing RCC spiral Staircase. | | |
| (ii) | 8. Staging shall have to be designed with stresses of M-25 concrete for ESR. However all RCC construction above staging height should be done in M-30. | | |
| (iii) | 9. These rates are including the cost of uplift pressure if any and entire dewatering during execution. In case of water logging area where water is stretch at shallow depth, extra provision of dewatering shall be made as per site condition. | | |

Abir


 Executive Engineer - Cum -
 Project Manager, D.P.M.U., Patna
 17/07/2019
 Gyan Gattam

| | | |
|--------|---|--|
| (iv) | <p>10. The work also includes the supplying and fitting & fixing of Cast Iron double flanged pipes (confirming to IS 1536 : 2001 or IS 7181:1986 with latest amendments), fittings; Bell Mouth, Duck Foot Bends, Double Flanged Bends etc (confirming to IS 1538 : 1993 with latest amendments) and sluice valves (confirming to IS 14846 : 2000 with latest amendments) for rising, delivery, overflow & washout pipes having diameter of 100mm, 150mm, 100mm & 100mm respectively from elevated Tank to ground level to disposal point outside to the Scheme campus. One sluice valve with brick masonry chamber for delivery & one for washout will be provided at the operable place. It will include construction of suitable concrete thrust blocks and supplying, fitting of all necessary bolts and nuts (confirming to IS 1363 : 2002), washers (3 mm thick), packing, drilling holes in flanges if required, along with expansion joints with asbestos padding, if so required etc. all complete as per direction of relevant I.S. code and E/I.</p> | |
| (v) | <p>11. Minimum thickness of any member any where should not be less than 150 mm for water retaining portion. Samples of fresh concrete as per IS :1989-1959 should have to be taken at suitable stages and cubes shall be made, cured and tested at 28 days in accordance with IS : 516 -1959. Non destructive testing of Concrete of column, bracing and ring beam has to be carried as per IS 13311 : Part 1 and Part 2 - 1992 at suitable intervals.</p> | |
| (vi) | <p>12. The rates indicated in the table are including the cost of pipes, specials and valves required for inlet, outlet, washout, overflow and bypass arrangement. The scope of work, however, includes cost of erecting, laying and jointing of pipes and valves including cost of jointing materials upto 5 M beyond outer face of outermost column.</p> | |
| (vii) | <p>13. For ESR upto 500 cum capacity C.I. double flanged pipes upto 300 mm dia shall be provided and C.I. specials shall be used. For ESR above 500 cum capacity C.I./M.S. pipe assembly with minimum 8 mm thickness upto 500 mm dia and minimum 10 mm thickness above 500 mm dia can be used with proper anti-corrosive epoxy treatment from inside and outside.</p> | |
| (viii) | <p>16. One attendant room with attached toilet of minimum 1.2 M wide x 2.1 M long x 2.7M high and having piled foundation and RCC roof having W/C, wash basin, water taps with floor and walls ceramic tiles up to 1.5 Meter height and septic tank and soak-pit for 5 (five) user as per IS 2470 : Part 1 & Part 2 - 1985 should be provided below the first bracing at plinth height of 50cm from GL with 1st class brick work(1:6), RCC roof slab, steel door(2.1Mx1.2M) & frame made of 40mmx40mmx6mm angle and 3(three) mm thick MS sheet, fully glazed steel windows(1.2Mx0.9M) with front grill of 8mm square bar including painting two coats with enamel paint over a coat of primer, 25mm thick 1st class patent stone flooring over flat brick soiling & 115mm dry rammed khaa over 115mm sand filling with both sided plastered in 1:6 CM, RCC lintel and chajja etc. all complete as per standard specification, inside snowcem painting and outside Epoxy painting etc., bituminous aspiration joints should be provided between brickwork 8 (Eight) point electric light wiring with standard fittings on pre conduit beat with all materials and labour all complete as per direction of E/I.</p> | |


FF

Executive Engineer / C.M.
 Project Manager, D.P.M.U., Patna
 Ganga Bachan
 17/07/2019

Aarti

80 KL and 18M Staging Height

| | | | | | | |
|------|---|-----|-----|-----------------|--|------------|
| | All complete job of above items (As per approved drawing & design) - | 1 | Job | Rs.18,40,493.00 | Rupees Eighteen Lakhs Forty Thousand Four Hundred Ninety Three and Paise Zero Only | 1840493.00 |
| 1.10 | All work related to EMP, plantation of tree and landscaping, Earth filling work for proper leveling of water work site, including leveling, dressing, excavation and filling of earth where necessary and also including all labour, materials, T&P etc.required for proper completion of works and also including carriage of earth from within a distance of about 3 km. from the site of works as per instructions of Engineer-in-charge. | 270 | cum | Rs.288.00 | Rupees Two Hundred Eighty Eight and Paise Zero Only | 77760.00 |
| (i) | with local earth | 90 | cum | Rs.531.00 | Rupees Five Hundred Thirty One and Paise Zero Only | 47790.00 |
| (ii) | local sand | 1 | Job | Rs.66,927.00 | Rupees Sixty Thousand Nine Hundred Twenty Seven and Paise Zero Only | 66927.00 |
| 1.11 | Installation of Electronically Regulated Doser type chlornator at Source with all equipment's using Sodium hypochlorite (NaOCl). | | | | | |
| B | Works related with Mechanical & Electrical Portion | | | | | |
| 1.12 | Supply, installation and testing of Submersible Pump Set having capacity of discharging 8 LPS at a total head of 45.0 M with suitable size of MSERW column pipe coupled with 10 H.P. Submersible Motor 2900 RPM 3 phase 50 cycle/sec 380/415 Volt, electric induction motor along with C.I. D/F ISI marked sluice valve with FASD/panel consisting Ampere meter, Voltmeter etc. starter including 1T chain pulley block and all necessary piping, fittings, electrical and mechanical accessories etc. all complete set including cost towards supplying, installation and commissioning with all labours, tools for 63 KVA Transformer (Aluminium wound) and H.T. line (0.250 km.) etc. all materials and also taking connection of line with BSEB for commissioning etc. all complete including supervision charge to be paid BSEB and as per direction of E/I. (Providing one Pump & Motor extra for standby with same specification). | 1 | Job | Rs.5,40,171.00 | Rupees Five Lakhs Forty Thousand One Hundred Seventy One and Paise Zero Only | 540171.00 |
| | GRAND TOTAL OF D.B. COST | | | | | 8661000.00 |
| 1.13 | O & M PHASE (SL. NO. - 1.14 TO SL. NO. - 1.19) | | | | | |

STP


Executive Engineer - C.M.
 Project Manager, D.P.M.U., Pains
 Gyan Ganga
 17/10/2019

Asst. Engg

| 1.13 | O & M PHASE (SL. NO. - 1.14 TO SL. NO. - 1.19) | | | | | | |
|------|--|-------|---------|---------|--------------------------------------|-------------|--|
| 1.14 | Operation and Maintenance of whole water supply system constructed under this work, after completion of trial run for providing water supply in the covered area and households for 8 hours /day @ 70 lpcd at the minimum residual pressure of 7 M. (Volume based Charges; for total quantity of water supplied) | | | | | | |
| 1.15 | Year-1 (During defect liabilities period) | 54703 | Per Cum | Rs.6.22 | Rupees Six and Paise Twenty Two Only | 340052.66 | |
| 1.16 | Year-2 | 56232 | Per Cum | Rs.6.22 | Rupees Six and Paise Twenty Two Only | 349563.04 | |
| 1.17 | Year-3 | 57803 | Per Cum | Rs.6.22 | Rupees Six and Paise Twenty Two Only | 359334.66 | |
| 1.18 | Year-4 | 59419 | Per Cum | Rs.6.22 | Rupees Six and Paise Twenty Two Only | 369386.18 | |
| 1.19 | Year-5 | 61080 | Per Cum | Rs.6.22 | Rupees Six and Paise Twenty Two Only | 379663.46 | |
| | GRAND TOTAL OF O & M COST | | | | | 1798000.00 | |
| | Total in Figures | | | | | 10459000.00 | |
| | Total in Words | | | | | | Rupees One Crore Four Lakhs Fifty Nine Thousand and Paise Zero, Only |

Executive Engineer
P.H.Division, Patna East, Patna

Rate Approved Rs.1,04,59,000.00 (Rupees One Crore Four Lakhs Fifty Nine Thousand and Paise Zero Only) Design Buil Price:-Rs. 86,61,000.00 (Rupees Eighty Six Lakhs Sixty One Thousand and Paise Zero Only) and O & M Cost Rs. 17,98,000.00 (Rupees Seventeen Lakhs Ninety Eight Thousand and Paise Zero Only) on Turn Key Basis for finished work all Complete by Departmental Tender Committed. P.H.E.D Bihar, Patna Dated 26-06-2019

Asir/dm

Executive Engineer (Cum-)
Project Manager, D.P.M.U., Patna
Gyan Gyan
17/07/2019